



For stand up figure: leave tab, & fold




For stand up figure: leave tab, & fold



For stand up figure: leave tab, &



For stand up figure: leave tab, & fold



Directions:


1. Color the people
2. Cut out the people

3. Glue them onto the upper portion of a popsicle stick to make a popsicle stick puppet. OR fold tabs for stand up


4. Use the puppets to act out our Bible story found in Daniel 3.

You can use the Jesus figure or the angel

For stand up figure: leave tab, & fold



For stand up figure: leave tab, &



For stand up figure: leave tab,



For stand up figure: leave tab,



For stand up figure: leave tab, & fold






Directions:

1. Color the people
2. Cut out the people

3. Glue them onto the upper portion of a popsicle stick to make a popsicle stick puppet. OR fold tabs for stand up

4. Use the puppets to act out our Bible story found in Daniel 3.

You can use the Jesus figure or the angel



For stand up figure: leave tab, & fold

For stand up figure: leave tab, &

For stand up figure: leave tab,

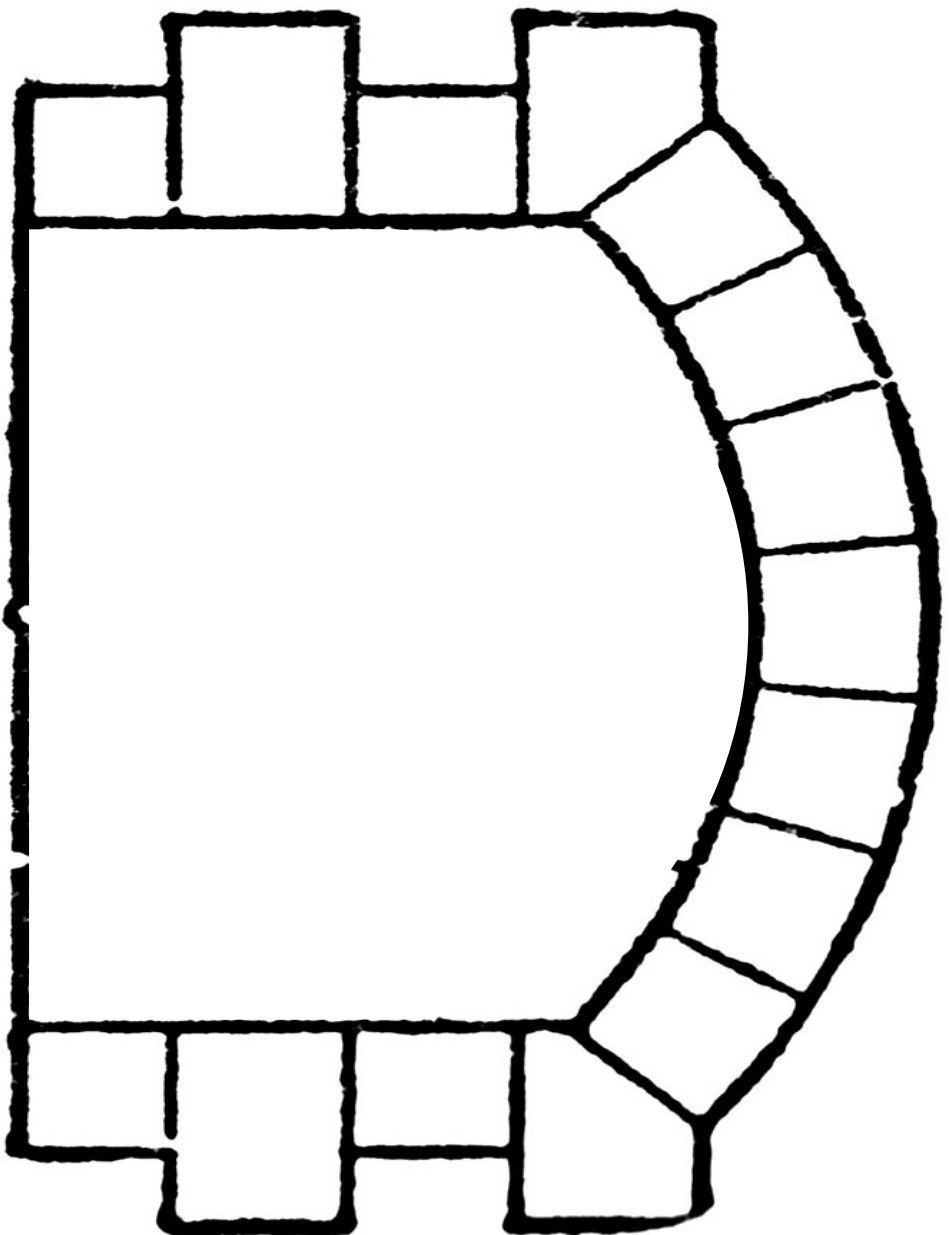
For stand up figure: leave tab,

For stand up figure: leave tab, & fold

Directions:

1. Cut out this center portion of the furnace.
2. Cut red, orange, and yellow tissue paper into rectangles about 1x2 inches. Scrunch them to look like flames and attach them to the backside so that they show in this center part.

God is with you always.



For He will command his angels concerning you to guard you in all your ways;

“Because he loves me,” says the Lord,
“I will rescue him;
I will protect him,
for he acknowledges my name.
¹⁵ He will call on me,
and I will answer him;
I will be with him in trouble,
I will deliver him and honor him.”

2

Directions:

Cut out and fold as directed.

Turn over. The words will be on the back. Glue tissue paper flames to the other side.

Glue the flaps to the back of the furnace so that you see the flames in the furnace opening.

Daniel 3

Nebuchadnezzar built a very, very, very tall statue.

He commanded all his officials to bow down to this idol. But Shadrach, Meshach, and Abednego remembered God's commandment #2, "Do not bow down to idols or worship any other god." So they did not bow. They stood up for God.

They were thrown into the fiery furnace. God was with them.

Nebuchadnezzar saw the angel there. Shadrach, Meshach, and Abednego did not get hurt. Only the ropes that were around them burned. Nothing else burned. They didn't even smell like smoke!

Nebuchadnezzar saw the power of God and worshipped Him.

He said everyone should worship God!

I want to stand up for God and worship Him only!

Glue to backside of furnace opening

Fold

Glue to backside of furnace opening

Fold

Directions:

Cut out and fold as directed.

Turn over. The words will be on the back. Glue tissue paper flames to the other side.

Glue the flaps to the back of the furnace so that you see the flames in the furnace opening.

Daniel 3

Nebuchadnezzar built a very, very, very tall statue.

He commanded all his officials to bow down to this idol. But Shadrach, Meshach, and Abednego remembered God's commandment #2, "Do not bow down to idols or worship any other god." So they did not bow. They stood up for God.

They were thrown into the fiery furnace. God was with them.

Nebuchadnezzar saw the angel there. Shadrach, Meshach, and Abednego did not get hurt. Only the ropes that were around them burned. Nothing else burned. They didn't even smell like smoke!

Nebuchadnezzar saw the power of God and worshipped Him.

He said everyone should worship God!

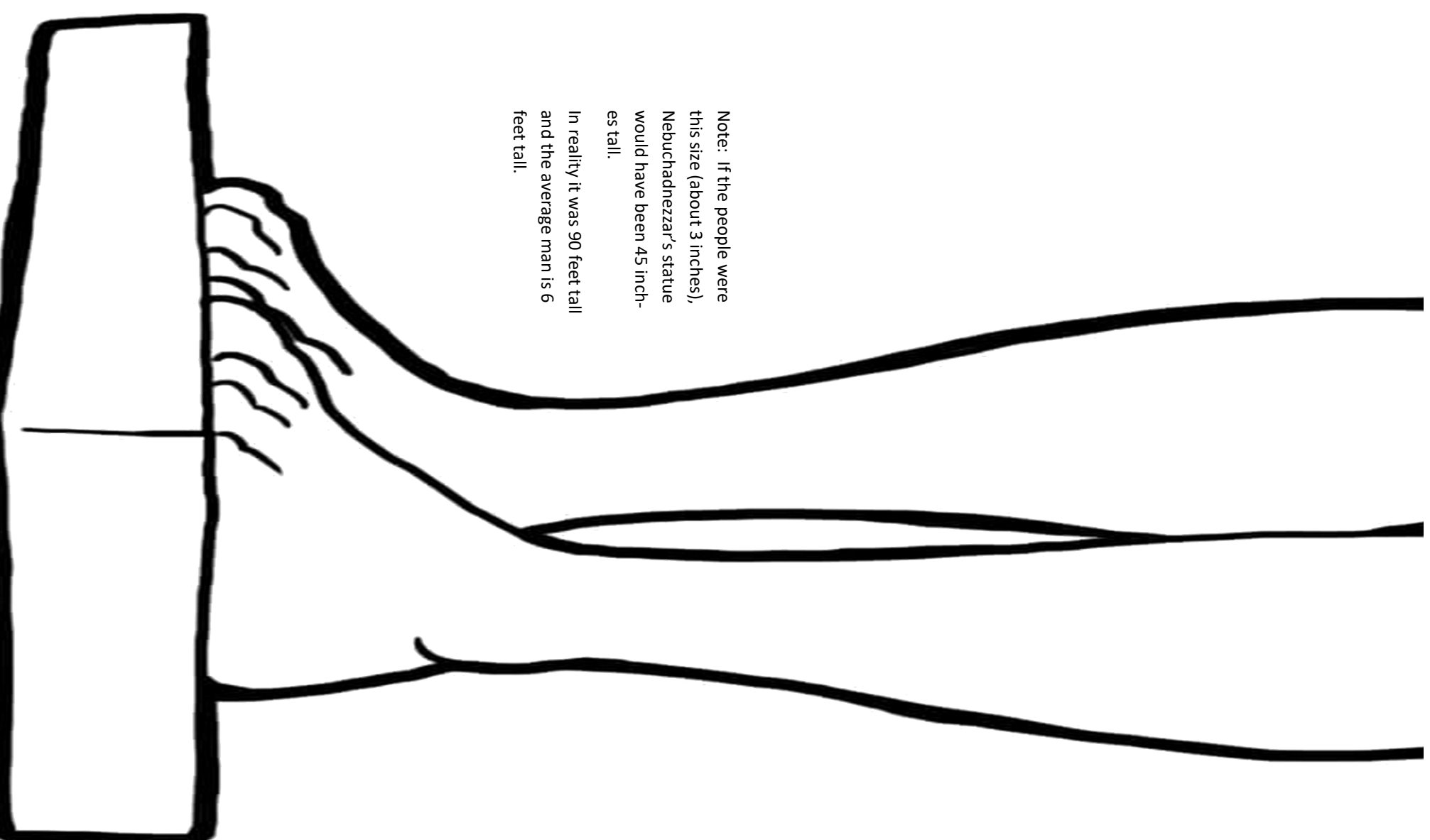
I want to stand up for God and worship Him only!

Glue to backside of furnace opening

Fold

Glue to backside of furnace opening

Fold



Note: If the people were this size (about 3 inches), Nebuchadnezzar's statue would have been 45 inches tall.

In reality it was 90 feet tall and the average man is 6 feet tall.

