









<p><b>I will</b></p>	<p>1</p> <p>Do a puzzle</p>  <p>Watch a Bible story</p> <p>2</p>	<p><b>keep the</b></p>
<p>8</p> <p>Watch a nature video</p>  <p>Explore God's creation.</p> <p>7</p>	<p>Listen to music</p>  <p>Take pictures of nature.</p> <p>Visit a friend</p>  <p>Help someone.</p> <p>Sing songs</p>  <p>Color a picture.</p>  <p>Read a book</p> <p>Pretend you are a Bible character and play their part.</p>	<p>Play Bible Charades</p> <p>3</p>  <p>Make a Bible story diorama with Lego or nature objects</p> <p>4</p>
<p><b>Choose to</b></p> <p>6</p>	<p>Find flowers for a bouquet</p>  <p>Make an encouraging card</p> <p>5</p>	<p><b>Sabbath Day Holy</b></p>




Directions: Cut the top and bottom black lines to make a square.

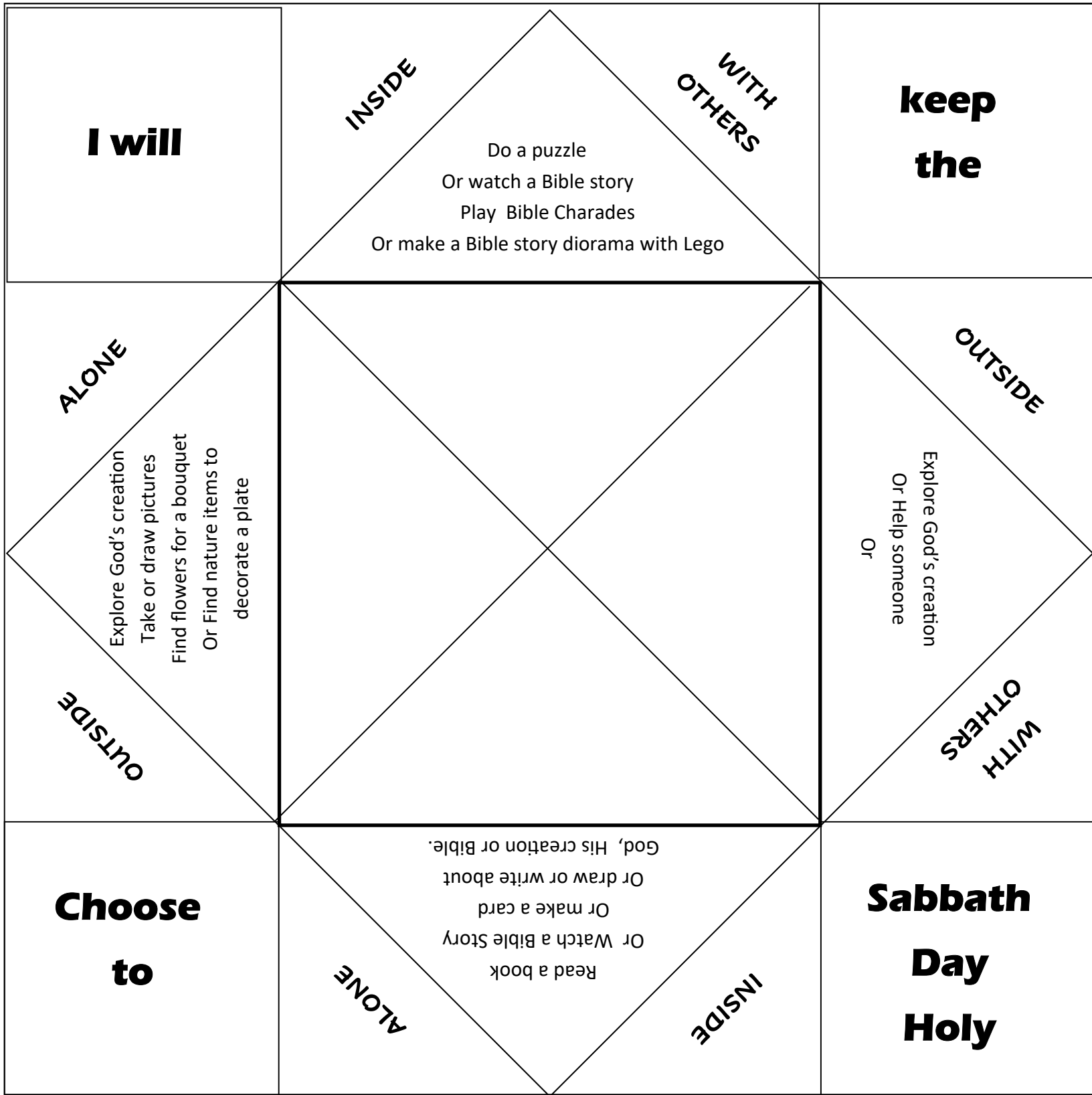
Turn the paper printed side down

Fold a tip of the square towards the center. Fold on the blue line. Repeat for each of the corners.

Flip the paper over. Fold the tips of the now smaller square into the center and fold on the red line. Repeat for each of the corners.

Fold in half. Open. Fold in half the other way.





<https://www.youtube.com/watch?v=KgPI5tzXX4I>