




Tape or glue tab to the right side of the small strip with altar and fold forward.



Fold tab so the above can stand freely.

Furnish the Holy Place.

Cut out the furniture strips.

Fold on the dotted line between the altar of incense and the tables of shewbread. Fold the tables towards you.

Glue the candlestick strip to the left of the altar of incense and fold them toward you.

Place them in the Holy Place so that the altar is in the center in front of the curtain and the candles are on the left

Furnish the Most Holy Place.

Cut out the square with the angels and Ark of the Covenant.



Then fold on the middle line.

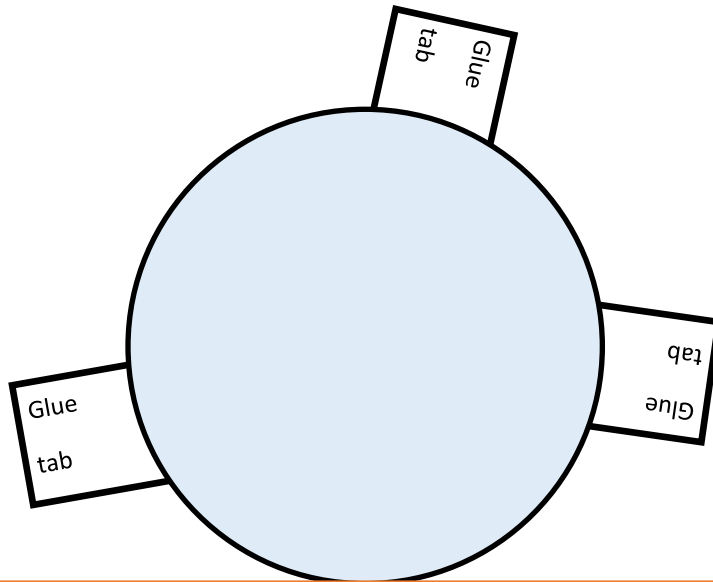
Place it in the center of the Most Holy Place with the angels facing the curtain.

Make the Altar of Sacrifice. Page 1

Cut out the grate with the burning sacrifice and the bottom portion of the bronze altar in one piece. Fold on the dotted lines. Fold the altar base with the stairs and priest back and the grate down. The other 2 sides of the altar on on page 2. Glue the tab to the second portion. Attach so that you have all 4 sides to the altar base.

Cut out the double flames as one piece. Fold on the dotted line so you can see the flame from both sides. Tape to the grate.





Make the Bronze Basin Sea.

Here the priests poured water on their hands and feet for purification.

Cut out the pieces.

Glue one side of the bronze to the other to make a loop with the cows facing outwards.

Put the blue circle water on top.



Cut out the other side of the bronze altar below and fold on the dotted line. Follow the direction of the altar of sacrifice page.

